

Athlete Portal Registration (Self)

Overview

Every athlete that participates in Special Olympics sports must have an account that is used to ensure that the athlete meets basic requirements to include medical information and electronically signed waivers.

What you will need

- Your own unique email account
- Your personal and emergency contact information
- Information about your medical condition, history, and current medications

When to use this guide

- The Athlete is their own legal guardian, and manages their own health.
- The Athlete has access to their own unique email address?

How to create a profile

Create a profile on the Registration Portal & bookmark

<https://portals.specialolympics.org>

1. Click the **RED CREATE AN ACCOUNT BUTTON**
2. Enter your preferred email address.
3. Click **SEND VERIFICATION CODE BUTTON**
4. Visit your email inbox (email from "Microsoft on behalf of Special Olympics B2C Production")
5. and copy the code .
6. Enter verification code into the box.

Enter information about yourself

7. Select "I want to be an Athlete"
8. Follow the prompts, and enter in your personal information
9. Once all info is entered you will be taken to the Registration Zone

Verify that you entered all required information

10. Click on the Athletes Checklist button to confirm you've completed all the requirements.

You're almost done! The next page will walk you through the steps of completing your Health History Form.



**Special
Olympics**
Washington

Last updated 2/12/25



[Resource Page](#)



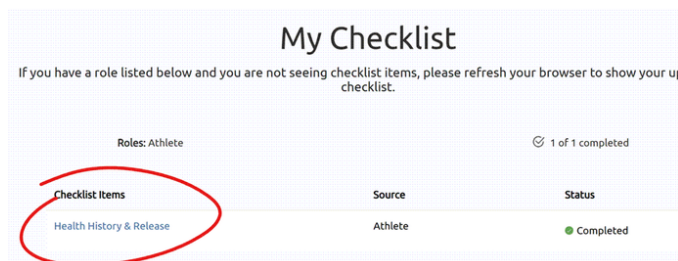
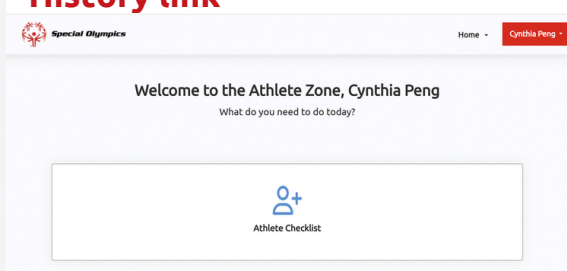
[Portal](#)

CONTACT

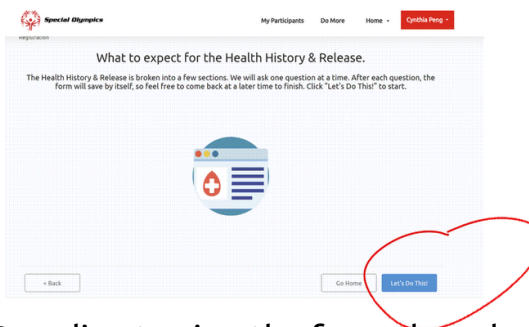
Visit our Portal Support page with questions at <https://bit.ly/SOWA-PortalSupport>

Athlete Portal Registration (Self)

Once you've logged into the portal and click on **Athlete Checklist**, and click on the **Health History link**



It should walk you through the steps of filling out the Health history form from there



If you have need a Parent/Guardian to sign the form they should receive an email from:

Signature requested on "Health History & Release_Legacy Example"



Center of Excellence Sign via Adobe Acrobat Sign <adobesign@adobesign.com>
To: Cynthia Peng

Make sure the form is electronically signed in the correct section

You're almost done! Get connected to a Special Olympics team or program through our NEW Portal Support Intake form
<https://bit.ly/SOWA-PortalSupport>.



**Special
Olympics**
Washington

Last updated 2/12/25



Resource Page



Portal

Visit our Portal Support page with questions at <https://bit.ly/SOWA-PortalSupport>